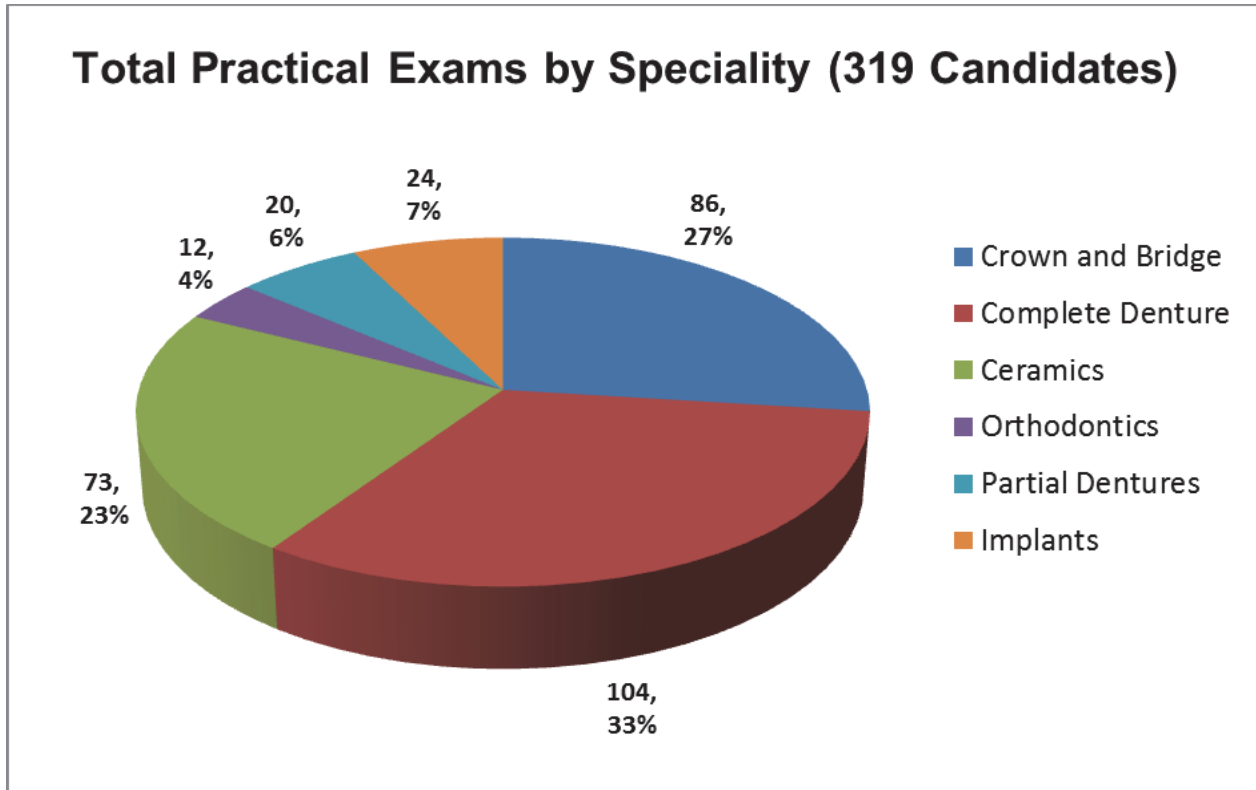


Figure 34

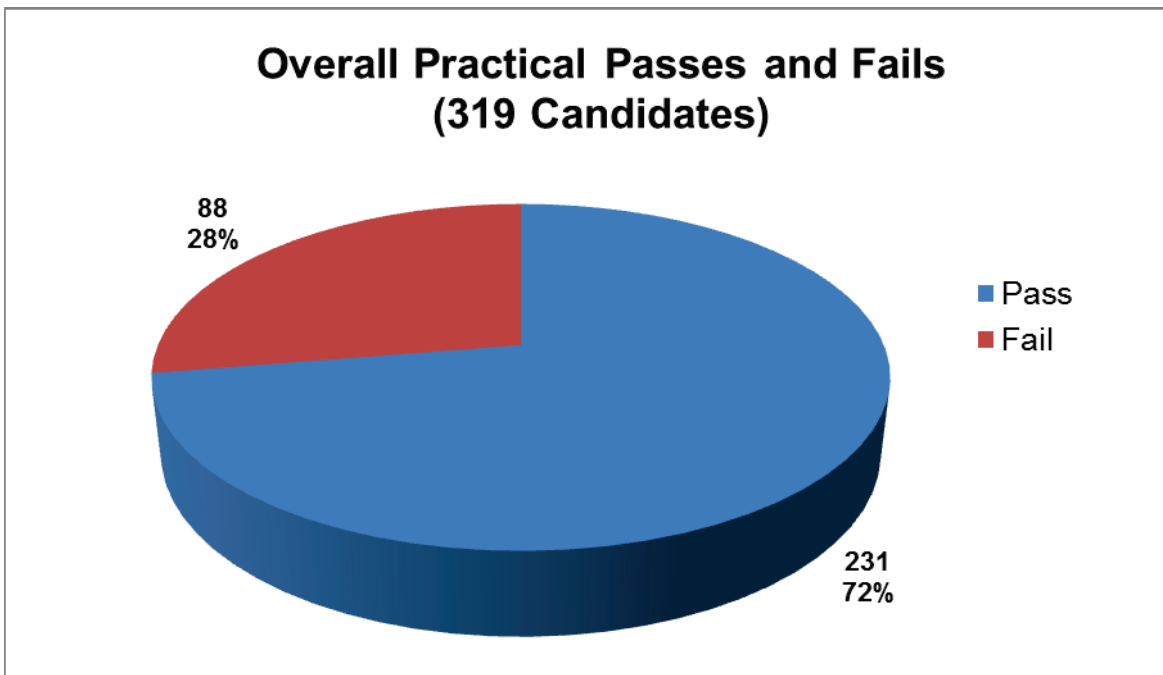


The proportion of candidates administered the Practical Examinations by Specialty are area presented in Figure 34. The largest portion of Practical Examinations administered were for CD (104, 33%) followed by CB (27%), CE (23%), IM (7%), PD (6%) and OR (4%).

## Candidate Performance

Figure 35 shows the overall proportion of candidates passing and failing the practical examinations.

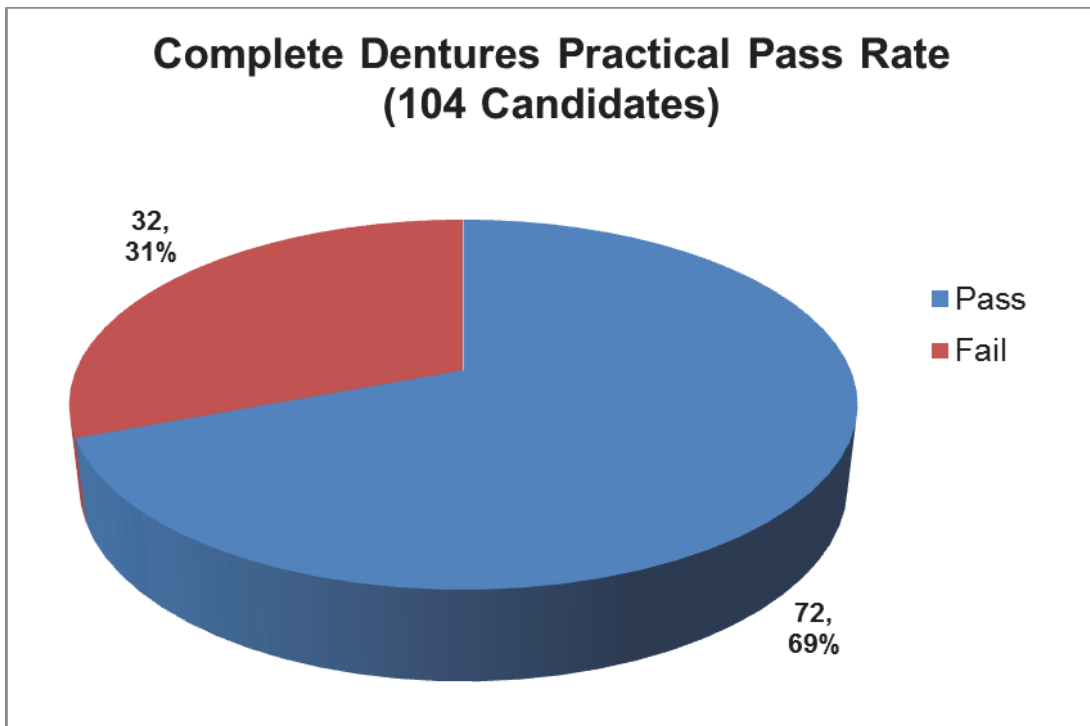
Figure 35



**Complete Dentures Practical Examination**

Figure 36 shows the proportion of candidates passing and failing the CD practical examination. Figures 37, 38 and 39 show the distribution of scores obtained by candidates taking each part of the CD Practical Examination. Candidates must obtain scores above the minimum passing score of 64% on each part of the examination in order to pass the examination. The red lines on the chart indicate the passing score. The absence of a red line indicates that all candidates scored above the passing point. Summary data for each criterion on the examination are presented below the figures in Table 26.

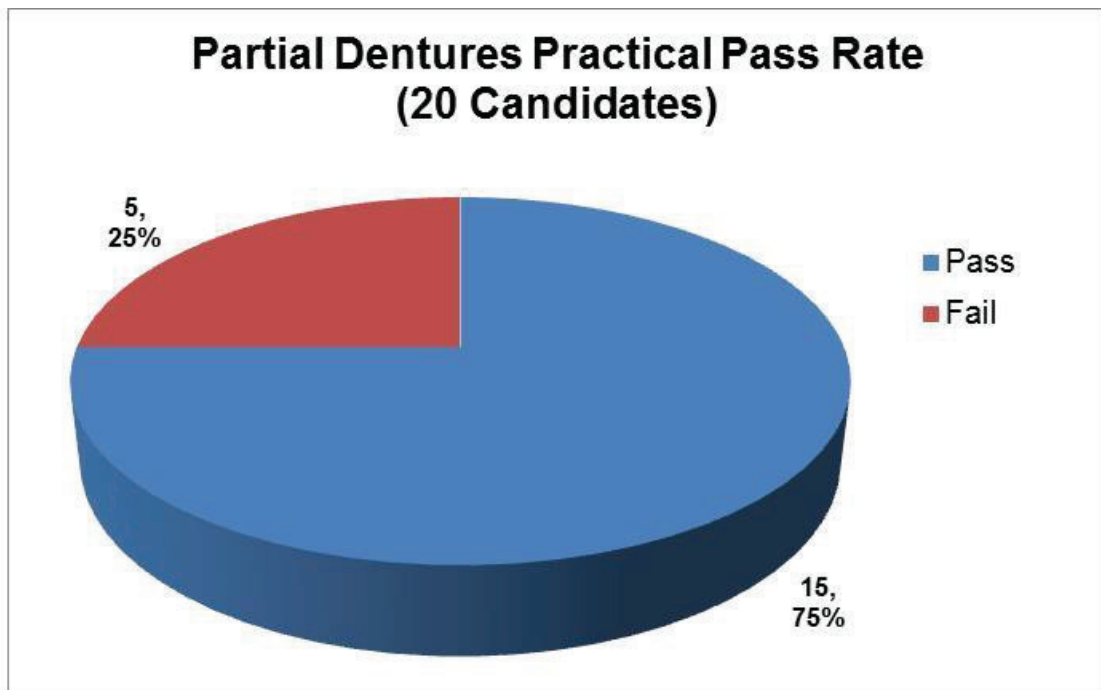
Figure 36



**Partial Dentures Practical Examination**

Figure 40 shows the proportion of candidates passing and failing the PD practical examination. Figures 41, 42, 43 and 44 show the distribution of scores obtained by candidates taking each part of the PD Practical Examination. Candidates must obtain scores above the minimum passing score of 77% on each part of the examination in order to pass the examination. The red lines on the chart indicate the passing score. The absence of a red line indicates that all candidates scored above the passing point. Summary data for each criterion on the examination are presented below the figures in Table 27.

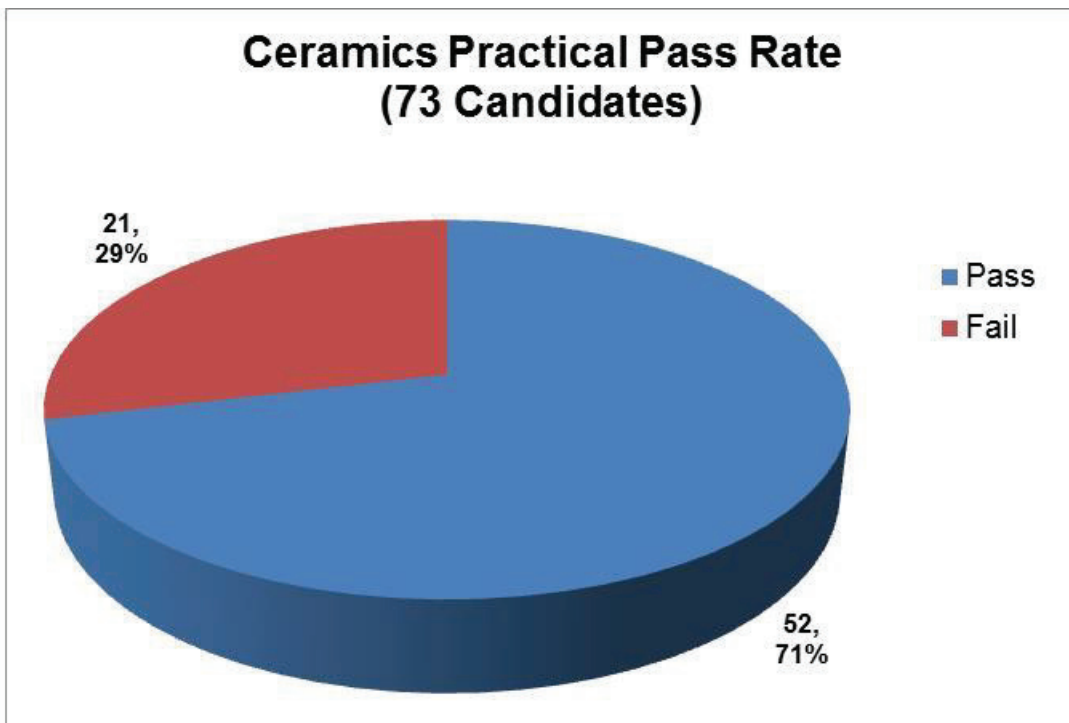
Figure 40



**Ceramics Practical Examination**

Figure 45 shows the proportion of candidates passing and failing the CE practical examination. Figures 46, 47, 48 and 49 show the distribution of scores obtained by candidates taking each part of the CE Practical Examination. Candidates must obtain scores above the minimum passing score of 68% on each part of the examination in order to pass the examination. The red lines on the chart indicate the passing score. The absence of a red line indicates that all candidates scored above the passing point. Summary data for each criterion on the examination are presented below the figures in Table 28.

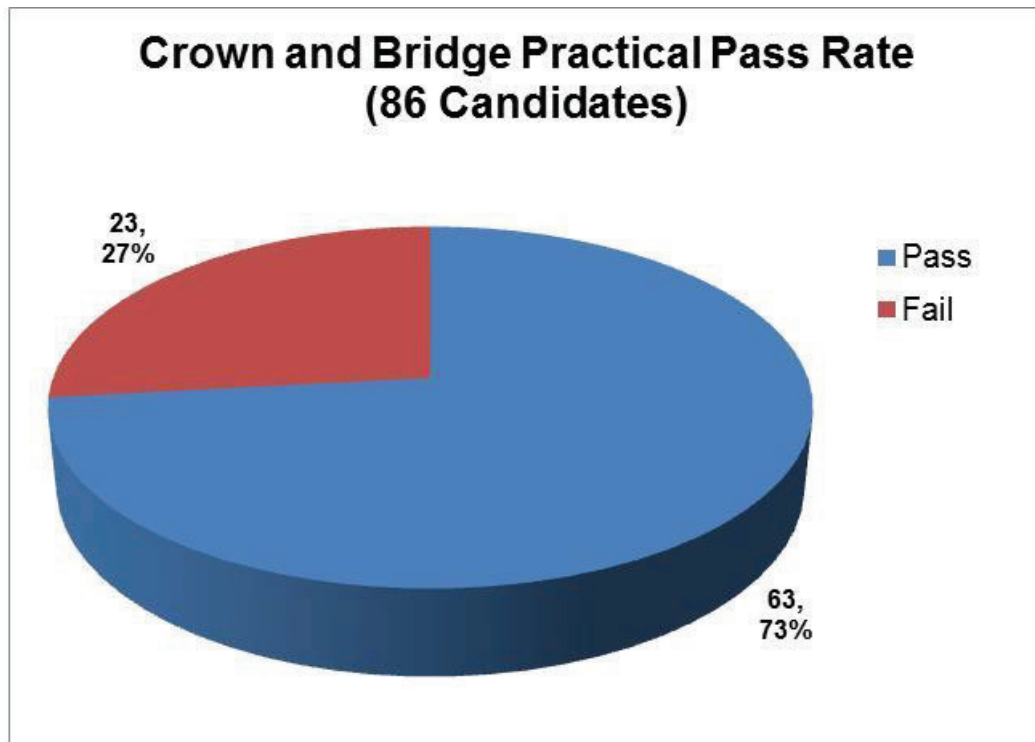
Figure 45



### ***Crown and Bridge Practical Examination***

Figure 50 shows the proportion of candidates passing and failing the CB practical examination. Figures 51, 52, and 53 and show the distribution of scores obtained by candidates taking each part of the CB Practical Examination. Candidates must obtain scores above the minimum passing score of 69% on each part of the examination in order to pass the examination. The red lines on the chart indicate the passing score. The absence of a red line indicates that all candidates scored above the passing point. Summary data for each criterion on the examination are presented below the figures in Table 29.

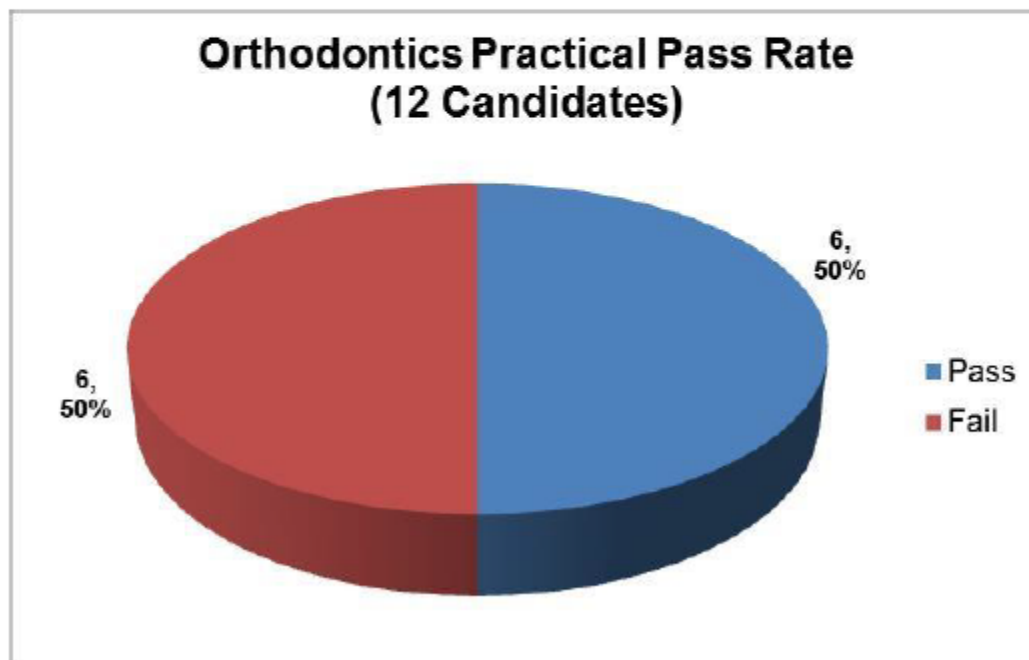
Figure 50



### ***Orthodontics Practical Examination***

Figure 54 shows the proportion of candidates passing and failing the OR practical examination. Figures 55, 56, 57 and 58 show the distribution of scores obtained by candidates taking each part of the OR Practical Examination. Candidates must obtain scores above the minimum passing score of 69% on each part of the examination in order to pass the examination. The red lines on the chart indicate the passing score. The absence of a red line indicates that all candidates scored above the passing point. Summary data for each criterion on the examination are presented below the figures in Table 30.

Figure 54



### Implants Practical Examination

Figure 59 shows the proportion of candidates passing and failing the IM practical examination. Figures 60, 61, and 62, show the distribution of scores obtained by candidates taking each part of the Implants Practical Examination. Candidates must obtain scores above the minimum passing score of 68% on each part of the examination in order to pass the examination. The red lines on the chart indicate the passing score. The absence of a red line indicates that all candidates scored above the passing point. Summary data for each criterion on the examination are presented below the figures in Table 31.

Figure 59

